

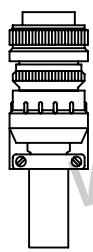
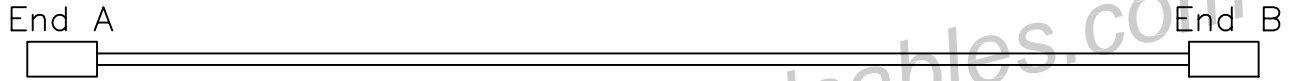
Machine Tool Cables, Inc.

Phone : 480-985-1941 FAX : 480-985-1949

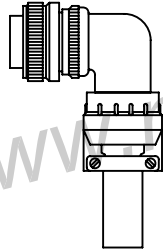
E-Mail : sales@machinetoolcables.com

Fanuc Spindle Feedback Cable Worksheet

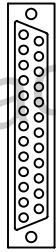
Please fill out the information below to assist us in your cable needs.



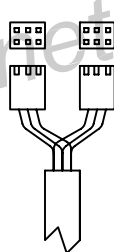
A



B



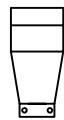
C



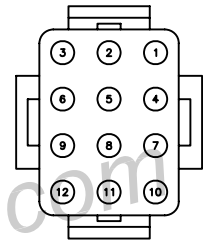
D




E



F



G




I



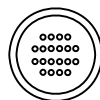
J




K



L



M



N

Cable Type

Spindle Motor Feedback Built In Spindle Feedback Position Coder Magnetic Sensor

Motor P/N : _____ Drive P/N: _____

Position Coder P/N : _____

Control Type (0,6,10,11, etc.) _____

Cable Length: _____ ft. Flexible Conduit: Y / N Length _____ ft End A or B

Cable End A from: _____

Connector Type : A B C D E F G H I
J K L M N Other

Number of Pins _____

Male / Female _____

Cable End B from: _____

Connector Type : A B C D E F G H I
J K L M N Other

Number of Pins _____

Male / Female _____