

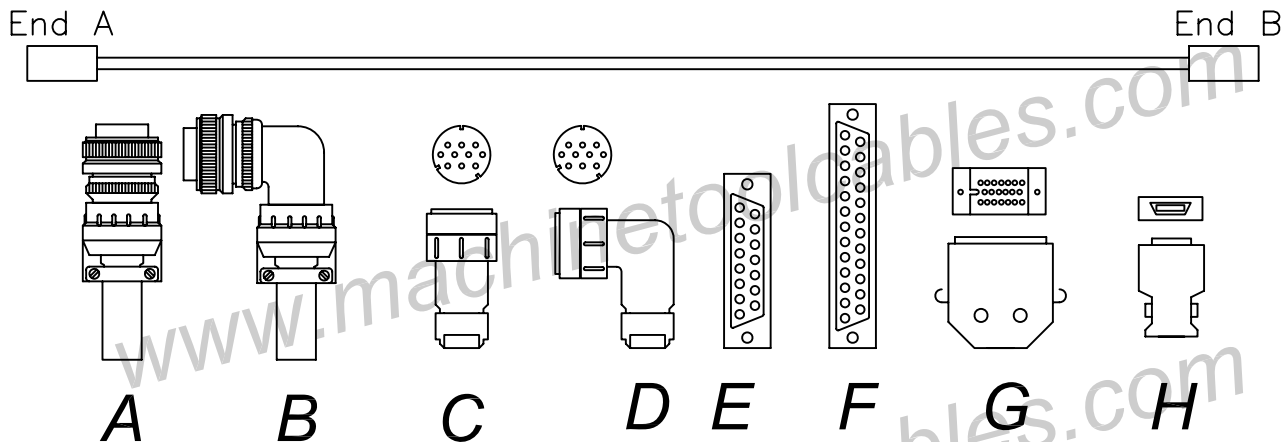
Machine Tool Cables, Inc.

Phone : 480-985-1941 FAX : 480-985-1949

E-Mail : sales@machinetoolcables.com

Fanuc Servo Feedback Cable Worksheet

Please fill out the information below to assist us in your cable needs.



Cable Movement : STATIONARY CABLE TRACK
 Motor P/N : A06B- _____ Drive P/N: A06B- _____
 Control Type (0,6,10,11,12, 15A,15B,16,18,21, i Series etc.) _____
 Cable Length: _____ ft.

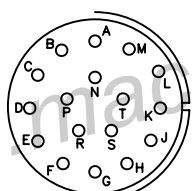
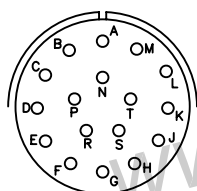
Does the application require conduit ? If so -
 Conduit Length _____ ft End A or B
 Fittings used on conduit
 Motor End : MS Adapter Straight 45 deg 90 deg
 Other end : Ferrule Straight 45 deg 90 deg

Cable End A from: _____
 Connector Type : A B C D E F G H Other _____
 Number of Pins _____
 Male / Female _____

Cable End B to: _____
 Connector Type : A B C D E F G H Other _____
 Number of Pins _____
 Male / Female _____

17 Pin Connector Only

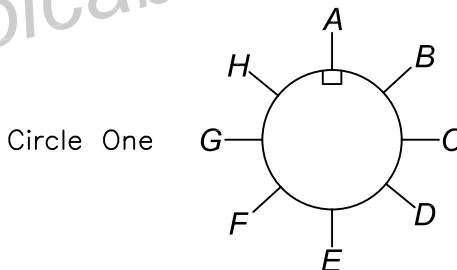
Motor Connector Orientation
 Indexed on A Pin Indexed on K Pin



Check One

Cable Orientation

Angle connectors only
 Looking at the face of the connector with the notch on top, which direction does the cable exit the connector?



Circle One